

Anti-corruption suggestion box, Mombasa, Kenya (Marcel Oosterwijk/Flickr CC BY-SA 2.0)



## Promises, promises: a decade of anti-corruption budgets and spending in PNG

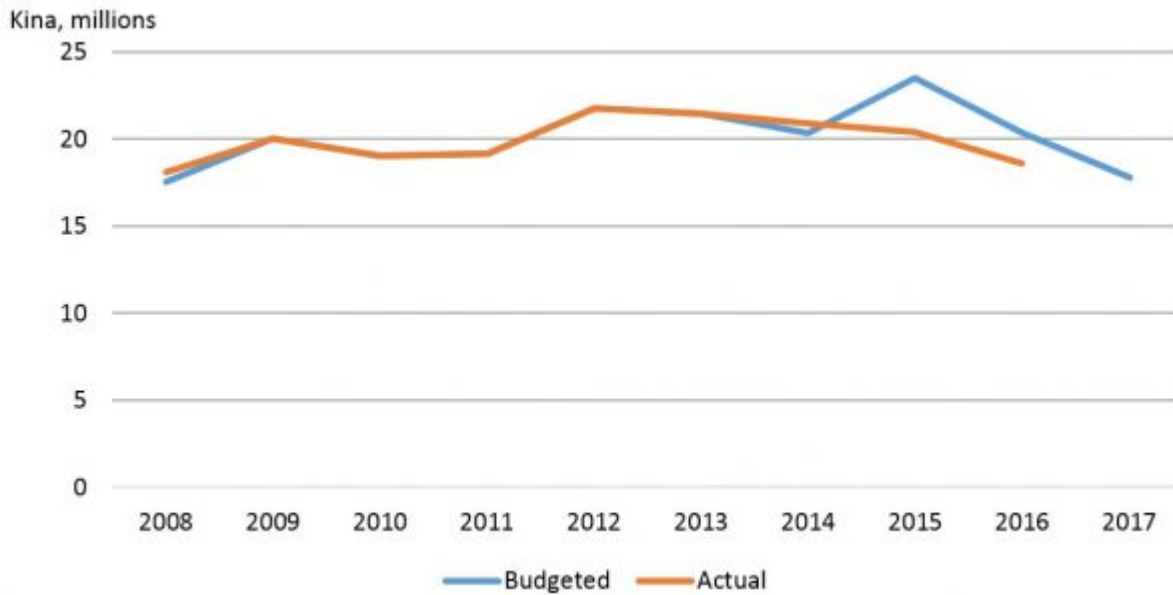
By Grant Walton and Husnia Hushang  
16 August 2017

In Papua New Guinea, government responses to corruption have received a great deal of media attention over the past decade (see [here](#) and [here](#)). Despite this coverage, there is still much we don't know about the state of the country's anti-corruption agencies. Indeed, many struggle to provide the public with basic information about their activities. We could not obtain a copy of recent annual reports from the Ombudsman Commission, despite a request<sup>[1]</sup> (frustratingly, you can view the covers but not the content of recent annual reports [here](#)).

To address this knowledge gap, our recent Development Policy Centre [Discussion Paper](#) tracks ten years of budgetary allocations and spending on key anti-corruption agencies: the Ombudsman Commission, the National Fraud and Anti-corruption Directorate, Taskforce Sweep, the Auditor-General's Office and the Financial Intelligence Unit. In this blog we examine one of the three research questions we answer in the paper, namely: how have allocations for and spending on anti-corruption organisations changed over time? By comparing budgetary allocations and actual spending, we highlight the degree to which governments have fulfilled their budgetary promises.

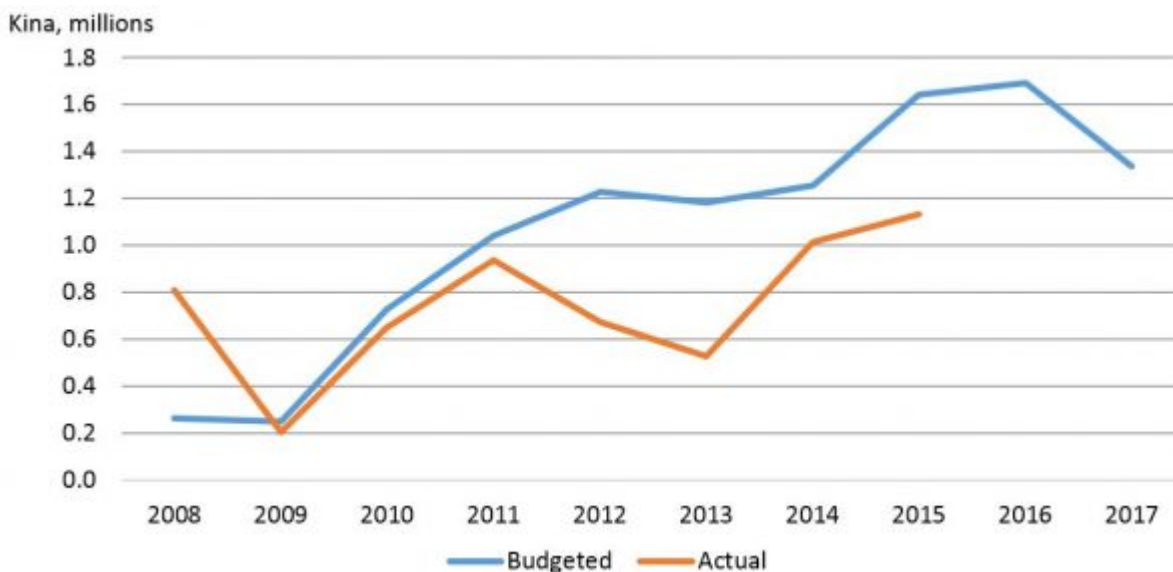
PNG's [Ombudsman Commission](#) is one of the few agencies in our analysis where budgeted and actual spending have mostly been in sync – that was the case until 2015 when allocations outstripped spending (Figure 1). Budgetary allocations for 2017 suggest the organisation's funding will decline even more; on current projections the organisation will end the decade in the same financial position it was at the beginning.

### **Figure 1: Ombudsman Commission allocations and spending (2016 prices)**



Located with PNG's police department, the National Fraud and Anti-Corruption Directorate (Fraud Squad) plays a significant role in fighting corruption. Figure 2 demonstrates that spending on the Fraud Squad, despite its role in [attempting to arrest the Prime Minister Peter O'Neill](#) and other senior ministers, increased between 2008 and 2015. Yet there has been significant variation. Between 2011 and 2015 there were large gaps between allocations and spending, although the gap has been declining. Reduced spending in 2012 and 2013 is likely due in part to resources being reallocated to Taskforce Sweep, which was established in 2011. Budget allocations declined by 23 per cent between 2016 and 2017.

**Figure 2: National Fraud Squad allocations and spending (2016 prices)**



The third anti-corruption agency we examine is the Financial Intelligence Unit (FIU) – now known as the [Financial Analysis and Supervision Unit](#) – an agency with a mandate to investigate money laundering and terrorist financing. At the time the 2015 budget was announced, the media made much of the fact that the [FIU was allocated less than the police band's budget](#). Our analysis (Table 1) shows the difference in *spending* between these organisations was even worse. In 2015, in real kina 1.07 million kina was spent on the PNG police band and the FIU received 264,364 kina – so the police band *received* almost four times more than the FIU. For the two years data is available (2014 and 2015), spending on the FIU was less than half of allocations.

**Table 1: Financial Intelligence Unit allocations and spending (kina, 2016 prices)**

Years	Allocation	Actual
2014	730,340	310,563
2015	714,228	264,364
2016	641,700	--
2017	454,476	--

The Auditor-General's Office is tasked with inspecting, auditing and reporting on accounts, finances and properties of government departments, agencies, and public corporations. Figure 3 shows that in 2012 the agency's allocation rose above spending, and 2013 spending rose above allocations. By 2015, spending had declined to 21 million kina, and then increased slightly in 2016 to 22.3 million kina. However, funding is set to decline, with allocations reducing to 16 million kina by 2017; in real kina this is less than the agency was allocated at the start of the decade.

**Figure 3: Auditor-General's Office allocations and spending (2016 prices)**

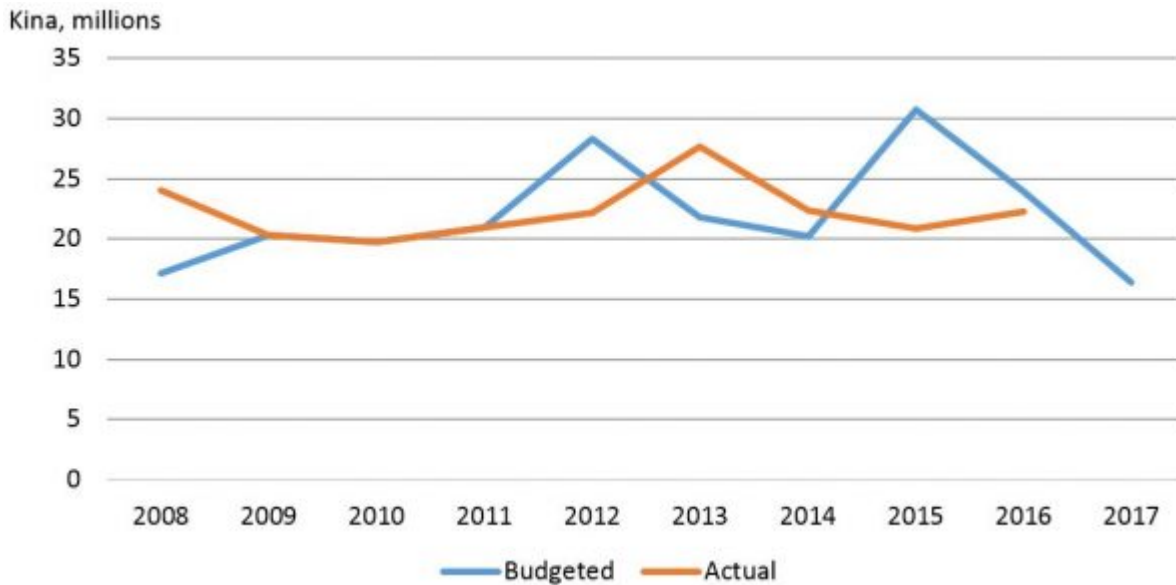
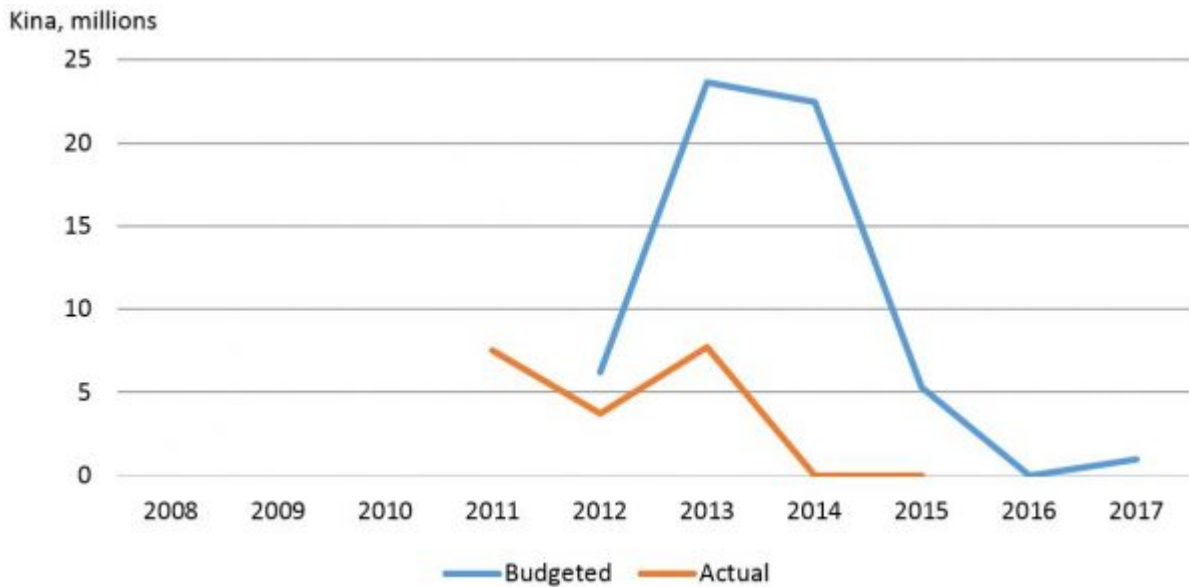


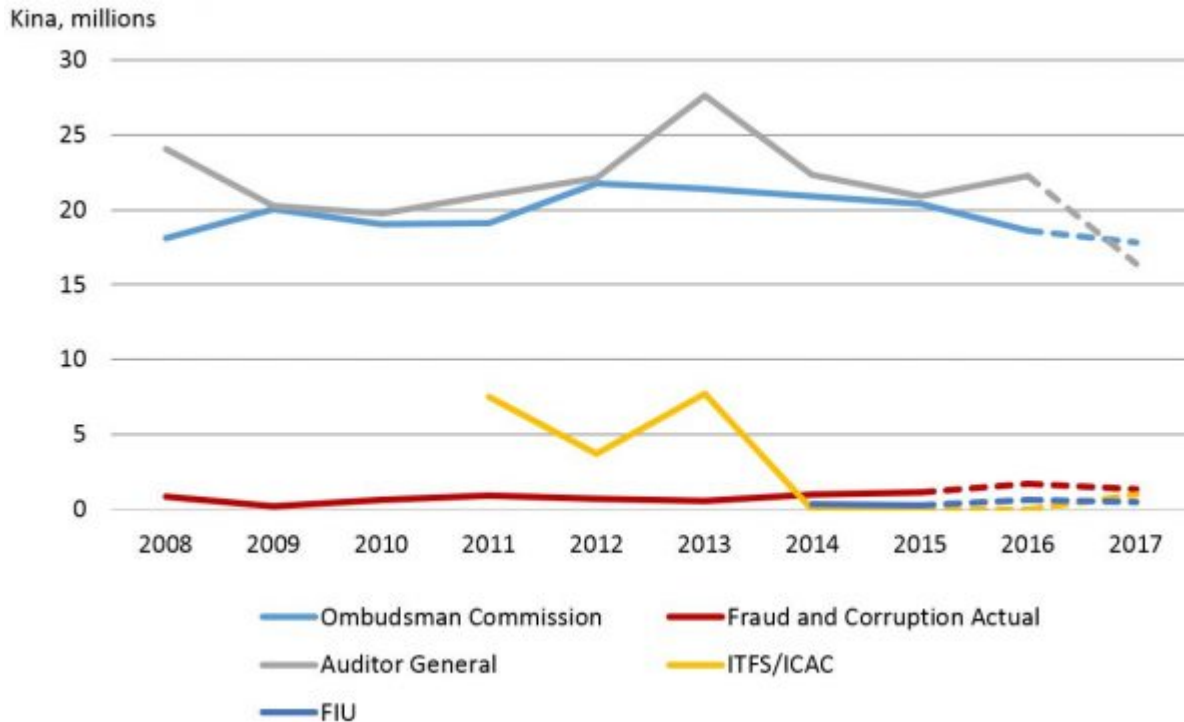
Figure 4 depicts the PNG government's budgeted and actual spending on the short-lived but relatively successful [Taskforce Sweep](#) and the yet to be established [Independent Commission Against Corruption \(ICAC\)](#). After [Taskforce Sweep's role in the attempted arrest of Prime Minister Peter O'Neill](#), spending slumped sharply to 5 million and zero kina in 2015 and 2016 respectively. However, the amounts reportedly spent are far lower than allocations. While the O'Neill-Namah government quickly spent 7.5 million kina (non-budgeted) on the agency in 2011, since then the difference between allocated and actual spending has been significant. Just under one million (real) kina was allocated for the yet to be established ICAC in 2017. Thus, our analysis shows that the meteoric rise and fall of Taskforce Sweep was accompanied by unfulfilled spending promises.

**Figure 4: Taskforce Sweep and ICAC allocations and spending (2016 prices)**



To get a sense of the relative spending on each organization, Figure 5 compares actual *spending* over time (and allocations where spending data is not yet available) of each of these organisations. It shows that out of the agencies we examine, the Ombudsman Commission and Auditor-General's Office are by far the most heavily funded. Traditionally, more has been spent on the latter than the former, although in 2017 this appears set to change, with the Auditor-General's Office facing severe funding cuts. In comparison, other agencies receive paltry sums.

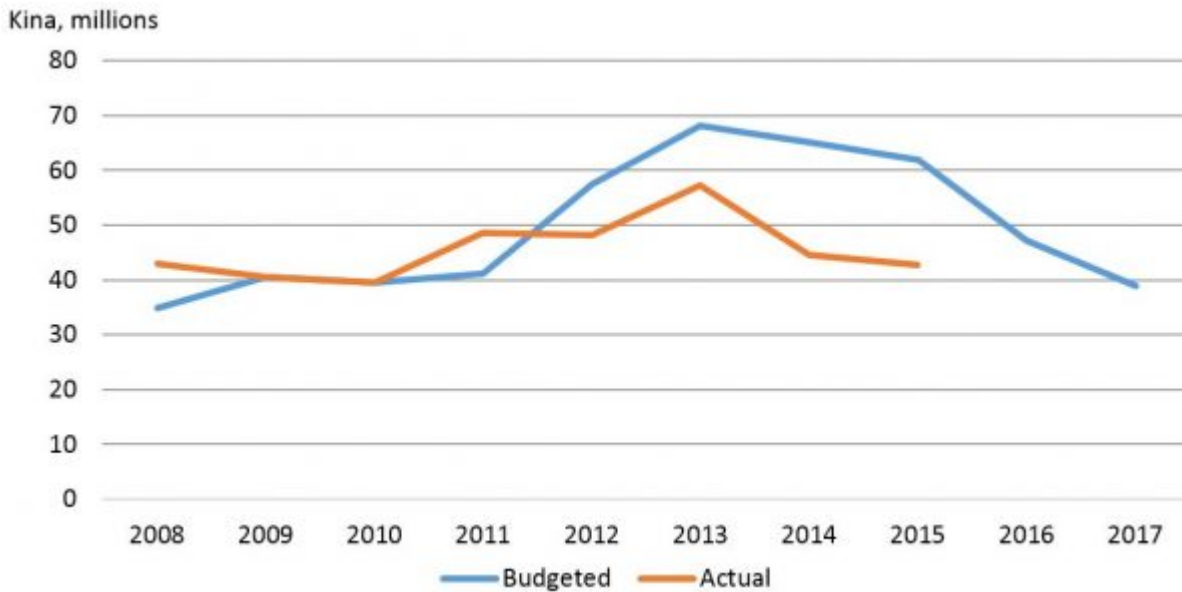
**Figure 5: Spending on five anti-corruption organisations, 2008-2017 (2016 prices)\***



*\*Actual spending solid lines; budgeted dashed lines. 2016 figures for Ombudsman Commission and Auditor-General's Office from Final Budget Outcome (2016).*

Figure 6 shows that overall spending on anti-corruption agencies has been less than allocations since 2012. Overall spending and allocations have been reducing since 2014; because budgetary allocations are made the year before (i.e., the 2014 allocation is made in 2013), this means that the PNG government was significantly reducing its commitment to anti-corruption agencies before Taskforce Sweep helped organise an arrest warrant for then Prime Minister O'Neill.

**Figure 6: Total anti-corruption allocations and spending (2016 prices)\***



*\*Total Anti-corruption Spending - Ombudsman Commission/National Fraud and Corruption/Auditor-General's Office/Taskforce Sweep/FIU/Anti-corruption program  
Department of Finance*

Amidst calls for the new government to [establish an ICAC](#), these findings suggest anti-corruption activists and policy makers should be pressuring the PNG government to close the gap between budget promises (allocations) and actual spending. In addition, greater efforts are needed to ensure that spending on existing anti-corruption agencies does not continue to fall.

*Grant Walton is a Research Fellow and Husnia Hushang is a Program Officer with the Development Policy Centre. This blog is based on the Development Policy Centre Discussion paper, 'Promises, Promises: A Decade of Allocations for and Spending on Anti-Corruption in Papua New Guinea' available [here](#). Calculations for graphs and tables can be found [here](#).*

---

*Note:*

*[\[i\]](#) We understand that it is now possible to get a hardcopy of recent annual reports from the Ombudsman Commission's office.*

## **About the author/s**

### **Grant Walton**

Grant Walton is an associate professor at the Development Policy Centre and the author of [Anti-Corruption and its Discontents: Local, National and International Perspectives on](#)

## [Corruption in Papua New Guinea.](#)

### **Husnia Hushang**

Husnia Hushang is Senior School Administrator at the ANU Research School of Economics, and a research assistant at the Development Policy Centre. She has a Masters of Public Policy and a Graduate Diploma of Public Administration from the ANU, and a Bachelor of Law and Political Science from Kabul University.

Link: <https://devpolicy.org/promises-promises-decade-anti-corruption-budgets-spending-png-20170816/>

Date downloaded: 19 April 2024



**Australian  
National  
University**

The Devpolicy Blog is based at the Development Policy Centre, Crawford School of Public Policy, College of Asia and the Pacific, Australian National University.