



PNG's fluid politics: winners and losers from O'Neill to Marape

By Michael Kabuni

On 30 May 2019, James Marape [replaced](#) Peter O'Neill as the Prime Minister (PM) of Papua New Guinea (PNG). This blog does three things: first, it shows the level of fluidity in PNG politics by discussing events leading up to Marape's election as PM; second, it compares the allocation of portfolios by party numbers and by regions under O'Neill and Marape Governments; third, it discusses the re-appointments of ministers in the Marape government.

Link:

<https://www.devpolicy.org/pngs-fluid-politics-winners-and-losers-from-oneill-to-marape-20190619/>

Date downloaded: July 19, 2019

Fluidity of PNG politics

PNG politics is fluid. In January 2019 the government voted to [adjourn](#) parliament with 88 votes to the opposition's 23 (Figure 1). On 10 April 2019, Marape [resigned](#) as Minister for Finance as well as member of People's National Congress (PNC) party led by O'Neill. Joining the opposition, he was [nominated](#) to replace O'Neill in a vote of no confidence when parliament met on 7 May 2019. Marape was later followed by 26 other MPs who either resigned as PNC members or left the coalition and joined the opposition, increasing numbers to 50. To avoid a vote of no confidence, the government voted again to [adjourn](#) the parliament to 28 May 2019, but this time by only 59 votes to the opposition's 50. After the adjournment, in an attempt to attract more MPs to the opposition camp, James Marape withdrew his nomination and put the position on the [table](#). More MPs from the coalition, including 15 MPs from the United Resource Party (URP), led by William Duma, left the government coalition to join the opposition.

In a secret ballot, the opposition [nominated](#) Patrick Pruaitch, leader of National Alliance party, as the opposition's nominee for prime minister. When the parliament met on 28 May 2019 the opposition moved the motion to [replace](#) the Parliament Business Committee - the committee that decides the validity of the motions of no confidence. They succeeded in replacing the government MPs in the Committee with opposition MPs by 67 votes to government's 42 votes. With a vote of no confidence against him imminent, O'Neill [resigned](#) on 29 May 2019. In turn creating a vacancy in the prime minister's position, invalidating the vote of no confidence, and nullifying Patrick Pruaitch's nomination as opposition candidate for prime minister.

James Marape then moved to the government side on the same day and was nominated as the government candidate to contest the vacated prime minister position the next day. On 30 May 2019, James Marape was [voted](#) prime minister by 101 votes, to Mekere Mourata's eight votes. Mekere, who earlier supported

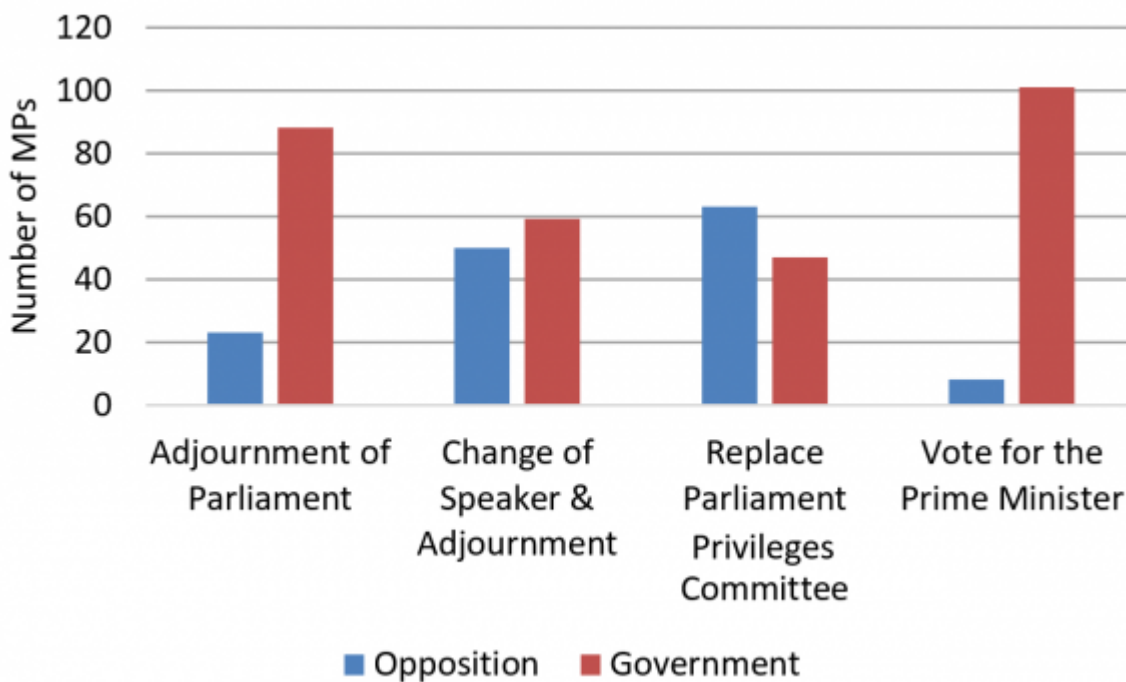
Link:

<https://www.devpolicy.org/pngs-fluid-politics-winners-and-losers-from-oneill-to-marape-20190619/>

Date downloaded: July 19, 2019

James Marape for prime minister during the vote of no confidence attempts, was nominated as the opposition’s candidate on the floor of parliament. The sway of votes between the government and the opposition in the first half of 2019 alone goes to show how fluid PNG politics can become.

Figure 1: How MPs voted in the first five months of 2019



Ministerial portfolios under O’Neill Government (August 2017 - June 2019)

Coalitions in PNG follow the [office-oriented theory](#), whereby the MPs and political parties form coalitions to [access](#) ministerial portfolios. The party with the largest number of MPs usually has most of the portfolios. Figure 2 show that PNC had 46 MPs and 20 ministerial portfolios under the O’Neill government, the highest number of MPs and portfolios. It is the same for the rest of the political parties that were in the coalition, except Pangu Party that had 14 MPs but only two ministries. This is because Pangu Party was in the opposition when the

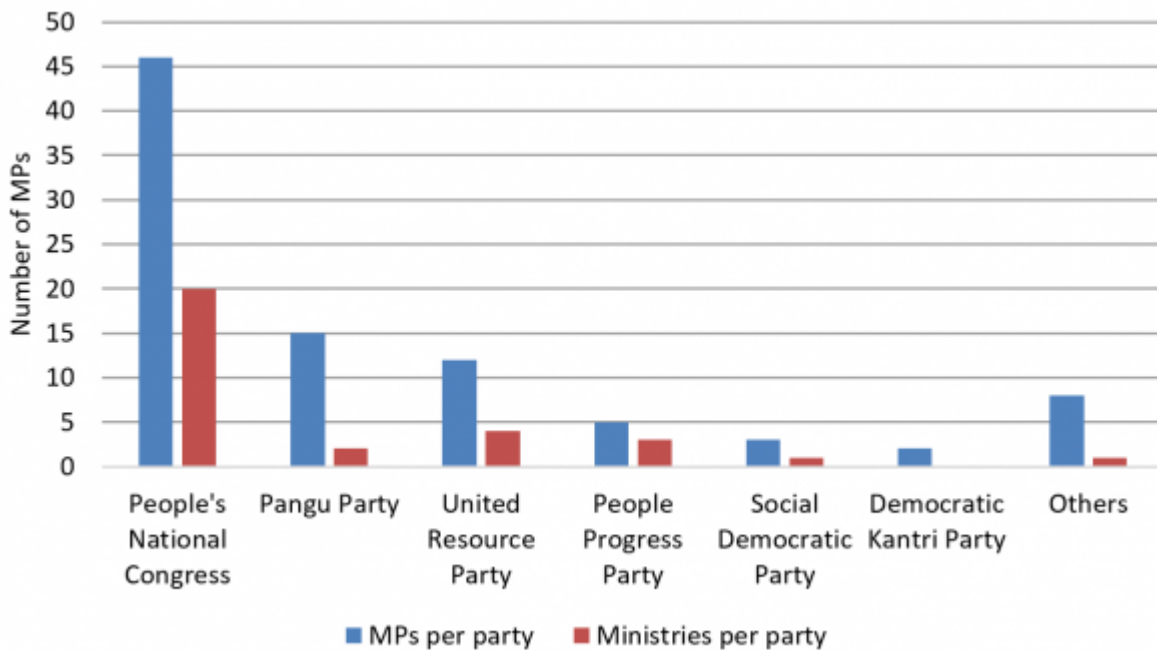
Link:

<https://www.devpolicy.org/pngs-fluid-politics-winners-and-losers-from-oneill-to-marape-20190619/>

Date downloaded: July 19, 2019

government was formed after the 2017 national elections and later [moved](#) to the government, putting itself at a disadvantage.

Figure 2: Political parties and portfolios - O'Neill Government



Ministerial portfolios under Marape Government (June 2019)

Now under Marape, the Pangu Party with 28 MPs has 13 portfolios, and PNC has 18 MPs with nine portfolios (Figure 3). However, People’s Party, Melanesian Alliance and Our Development Party each have only two ministries, even though they have 13, 6 and 3 MPs respectively. These three parties are also a construct of the crisis leading up to change in prime minister. Melanesian Alliance did not win any seats in the 2017 national elections, but seven members of Pangu Party led by Sam Basil [resigned](#) from Pangu and [joined](#) Melanesian Alliance. The other seven Pangu MPs moved to the opposition on 10 June 2019 and remained until 14 of the MPs that resigned from PNC [joined](#) them, including two from other parties. Our Resource Party also did not have any MPs until three PNC MPs resigned and [revived](#) it in June 2019. People’s Party had one MP until 11 MPs resigned from

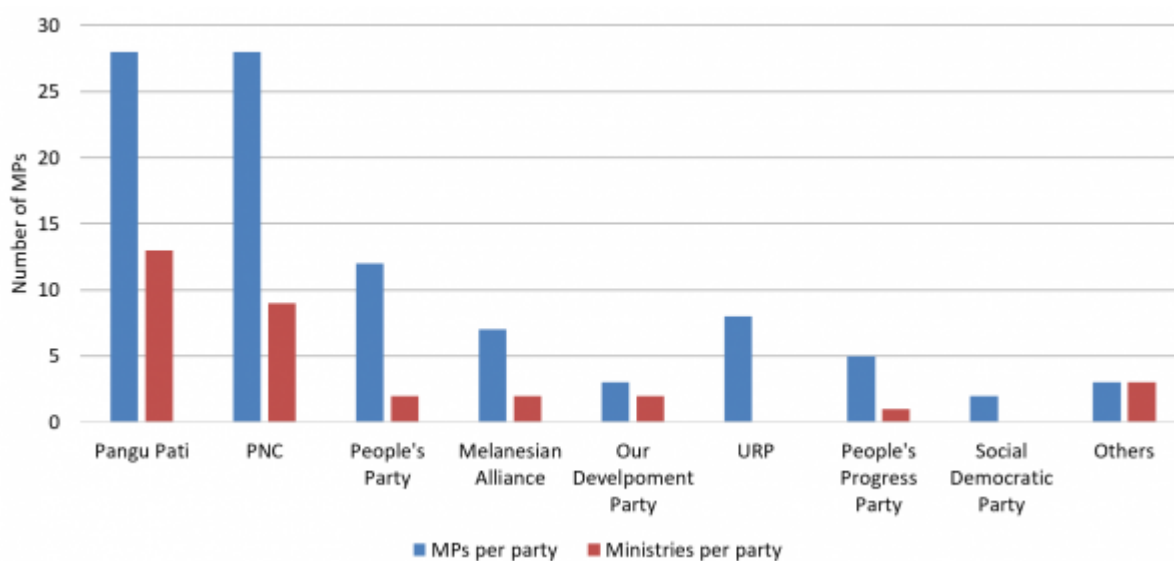
Link:

<https://www.devpolicy.org/pngs-fluid-politics-winners-and-losers-from-oneill-to-marape-20190619/>

Date downloaded: July 19, 2019

different political parties and [joined](#) it between April and June 2019. The People’s Party left the O’Neill-led coalition in May 2019. United Resource Party (URP), which did not get any portfolios, had 15 MPs but seven resigned and joined other parties, leaving eight. Marape [explained](#) that some political parties wanted more portfolios and rejected one or two portfolios he offered to them. It is possible that URP was one of those parties that negotiated for more portfolios and missed out.

Figure 3: Political parties and ministerial portfolio - Marape Government



Ministerial allocation by region

Figures 4 and 5 show portfolio distributions by region under the O’Neill and Marape Governments respectively. There are four regions in PNG: Highlands, Momase, Southern, and Niugini Islands. Both figures generally show that portfolio allocations are proportionate to the number of MPs from each region. The Highlands region, with 41 MPs (6 provincial governors and 35 open MPs), has the highest number of ministries. Niugini Highlands has the least number of MPs and ministries. The Momase region had fewer portfolios than Southern region in the O’Neill Government but more under Marape. Chimbu province was allocated four ministries by Marape - the highest -, whilst Northern Province, Western

Link:

<https://www.devpolicy.org/pngs-fluid-politics-winners-and-losers-from-oneill-to-marape-20190619/>

Date downloaded: July 19, 2019

Province and Bougainville were not allocated any portfolios.

Figure 4: Allocation of ministries by region under O’Neill Government

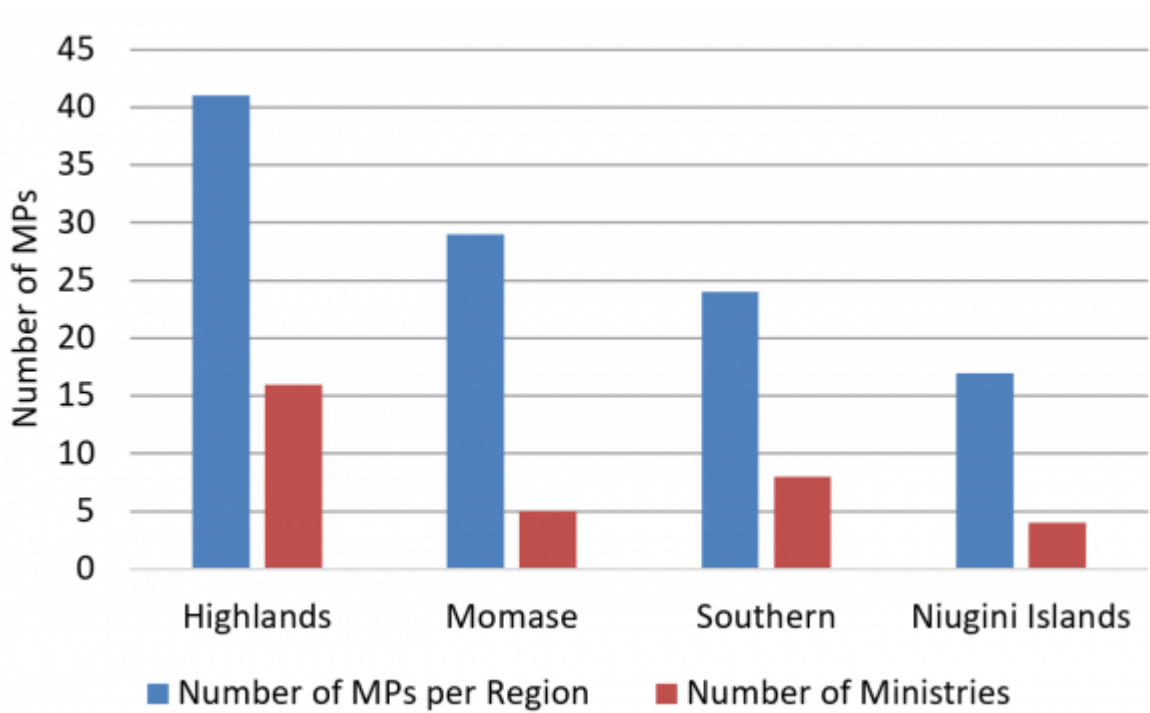
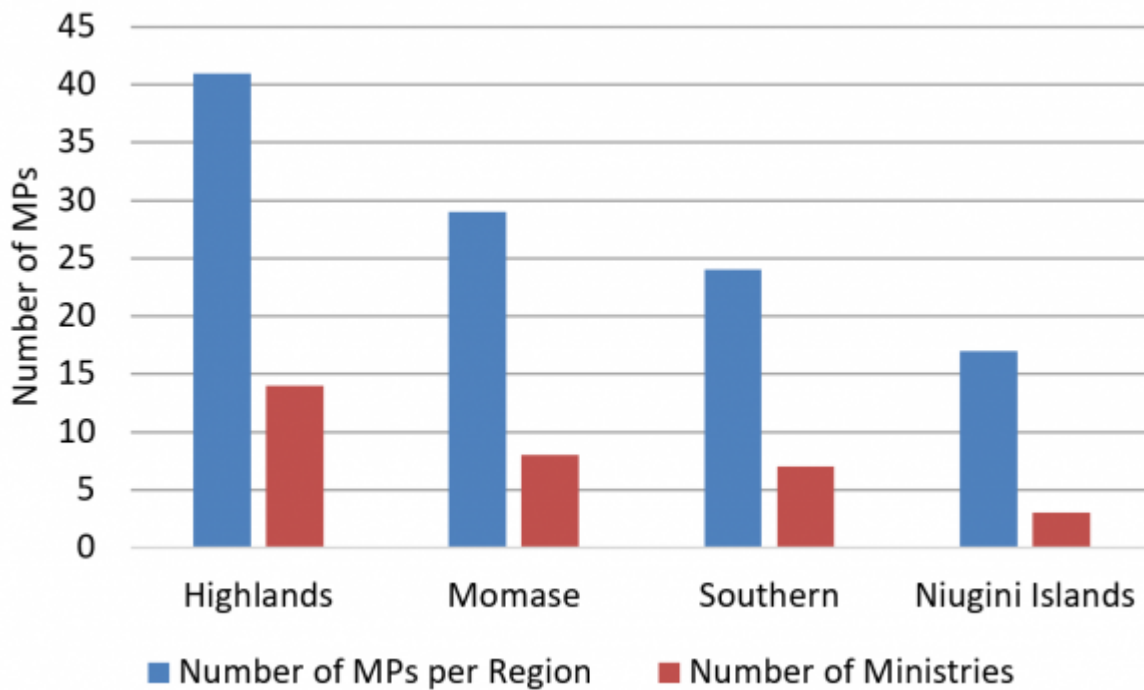


Figure 5: Ministry portfolio allocation by region under Marape Government

Link:

<https://www.devpolicy.org/pngs-fluid-politics-winners-and-losers-from-oneill-to-marape-20190619/>

Date downloaded: July 19, 2019



Composition of Marape Cabinet

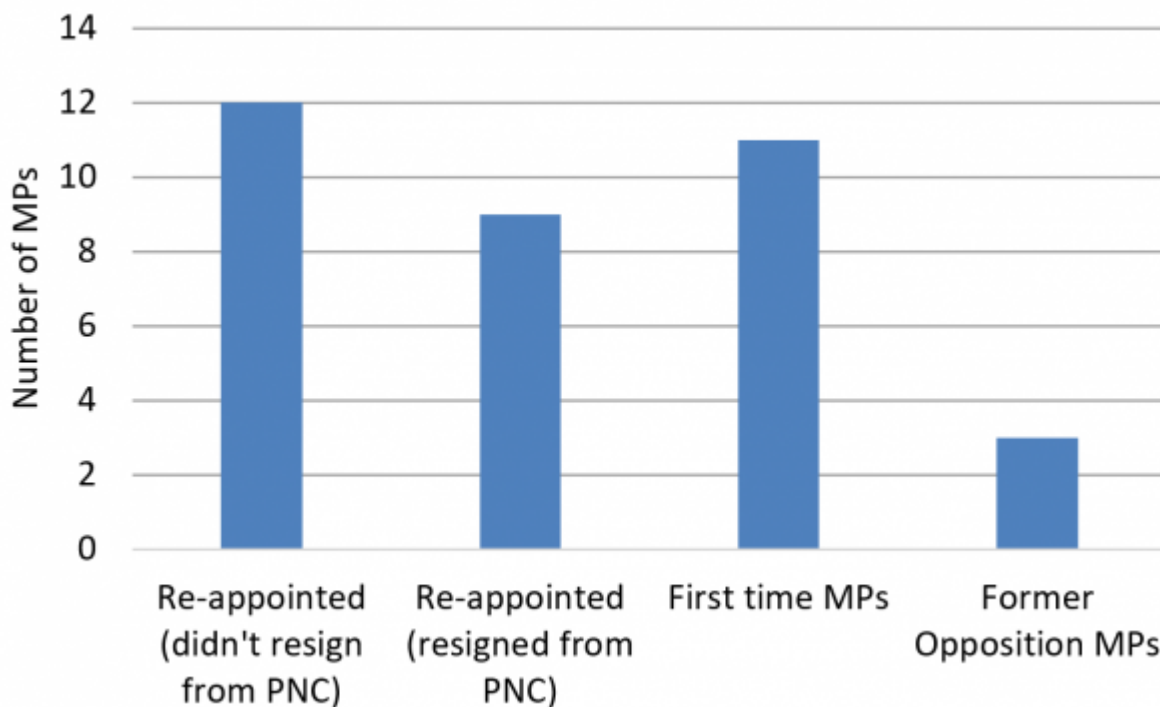
As Figure 6 shows, twenty-one out of the 32 ministers in the Marape government served under O’Neill as ministers. Nine are surviving PNC MPs whilst 12 are PNC MPs who resigned from PNC between April and June 2019. Eleven are [first time](#) ministers, and three were appointed from [opposition](#) ranks.

Figure 6: Composition of the Marape Cabinet

Link:

<https://www.devpolicy.org/pngs-fluid-politics-winners-and-losers-from-oneill-to-marape-20190619/>

Date downloaded: July 19, 2019



The fluidity displayed in the events leading up to change of prime minister is not uncommon in PNG. Despite critics arguing on social media that portfolios were not distributed fairly (for instance, that Northern Province, Western Province and Bougainville did not receive any portfolios), by region, the ministries are proportionate to number of MPs. As a province, Chimbu province is the biggest winner with four of its seven MPs given portfolios. As a region, Momase gained with three more ministers than were allocated under the previous government. MPs that joined Pangu had higher chances of being allocated portfolios. The biggest losers in terms of ministerial representation are URP (from four to no ministers) and People’s Party (12 MPs but only 2 ministers).

Link:

<https://www.devpolicy.org/pngs-fluid-politics-winners-and-losers-from-oneill-to-ma-rape-20190619/>

Date downloaded: July 19, 2019